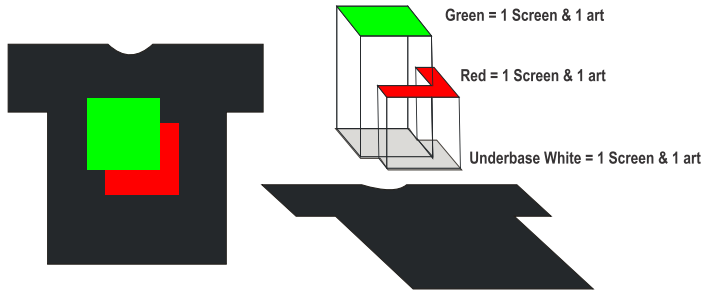
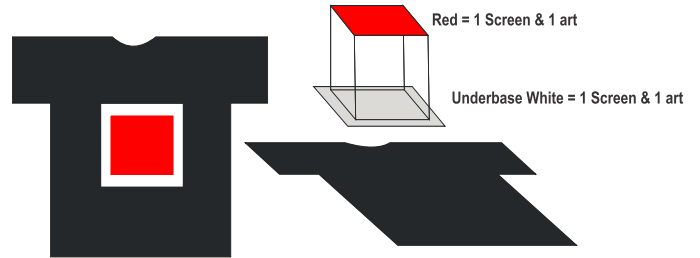


# Dark Garment Estimating Chart

Use the images below to determine your set-up and printing charge  
*This what it takes to achieve white whites on dark shirts.*

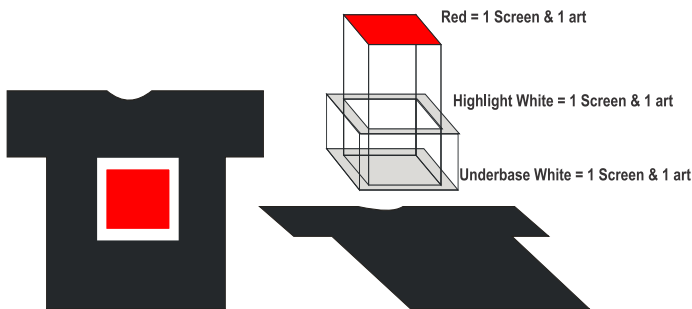


Billed as 3 color print  
 3 colors whitebase, Red and Green  
 3 Screens



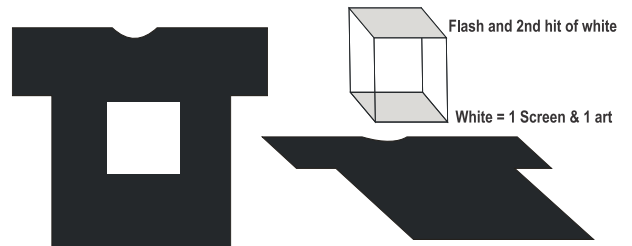
Billed as 2 color print + flash (3 color)  
 2 colors whitebase, Red  
 2 Screens

Note: This method is good for short runs  
 however this will give you a thicker  
 print because of 3 layers of ink

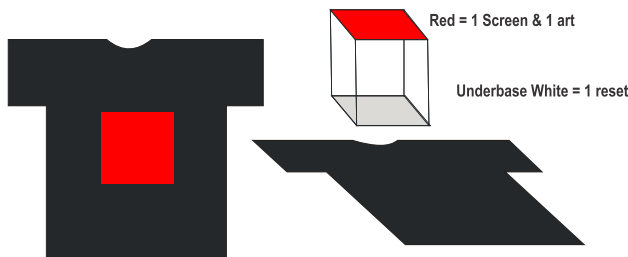


Billed as 3 color print  
 2 colors whitebase, Red  
 3 Screens

Note: This method is good for longer runs  
 and simulated process printing this  
 method of ink reduces thick ink deposits



Billed as 1 color print or 1 color plus flash  
 1 colors white  
 1 Screen



Billed as 2 color print  
 1 colors whitebase and red  
 1 Screen

Want the  
 Vintage look?  
 We can do that.